




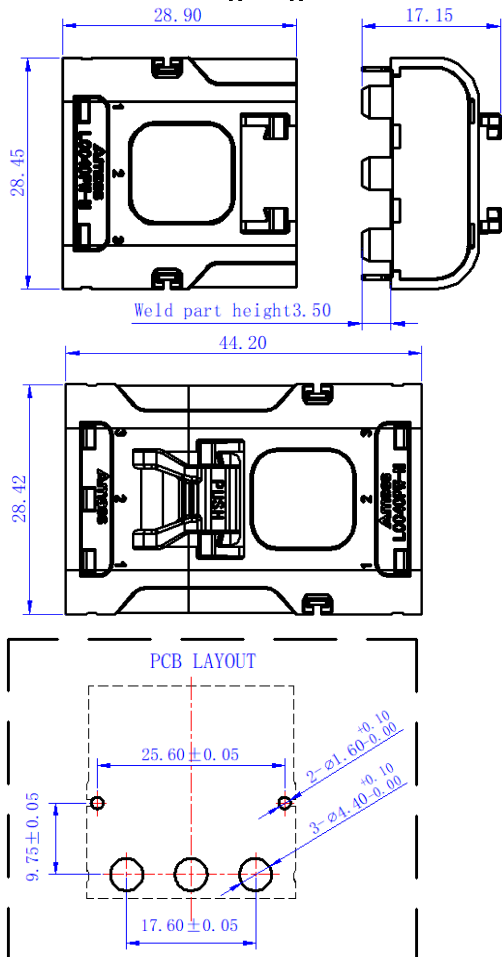
1. Product Model : LCC40PW-M

P/N	Part Description	Sketch
LCC40PW-M.S.R	LCC40PW-M Plastic Housing Assembly, Red , Rear Cover , Orange	
LCC40PW-M.S.B	LCC40PW-M Plastic Housing Assembly, Black , Rear Cover , Orange	
LCC40PW-M.S.O	LCC40PW-M Plastic Housing Assembly , Orange , Rear Cover , Orange	

2. Product Application Description

As a type product of Connector which is 90° soldered onto PCB, in LC40 series connector with 2 main Power Pins. Mainly apply onto PCB mounted Li-Power product, which joint controller to battery, joint controller to motor.

3. Product stacking diagram



4. Technical Parameters

Electric Characteristic	
Current Rating	35A MAX(10AWG 0.08mm/6.0mm ² 0.31mm ^Δ ≤30K)
	30A MAX(12AWG 0.08mm/4.0mm ² 0.31mm ^Δ ≤30K)
	45A MAX(10AWG 0.08mm/6.0mm ² 0.31mm ^Δ ≤40K)
	35A MAX(12AWG 0.08mm/4.0mm ² 0.31mm ^Δ ≤40K)
	52A MAX(10AWG 0.08mm/6.0mm ² 0.31mm ^Δ ≤55K)
	42A MAX(12AWG 0.08mm/4.0mm ² 0.31mm ^Δ ≤55K)
	67A MAX(10AWG 0.08mm/6.0mm ² 0.31mm ^Δ ≤85K)
50A MAX(12AWG 0.08mm/4.0mm ² 0.31mm ^Δ ≤85K)	
Voltage	600V DC
Insulation Resistance	≥2000MΩ
Contact Resistance	≤0.6mΩ
Mechanical Characteristic	
Plug Life	100 次
FG Insertion Force	≤9.0kgf
FG Extraction Force	≥10kgf
Terminal Pushing Out Froce	≥4.5kgf
Salt Spray	Main brass parts 48h , Auxiliary welding feet 48h
Environment Characteristic	
Work Temperature	-40°C to 120°C
Materials Flame Level	UL94 V-0 (Minimum Thickness 0.8mm)
Hot Wire Level	GWFI 850°C (Minimum Thickness 0.8mm)
Environmental	RoHS2.0
Material	
Outside Housing	PBT GF30, Color: Red\Black\Orange
Main Terminal	Copper--T2, Plating: Sliver
Usage	
Joint Method	Soldering
Joint Reference	Refer to < Automatic Welding Device Parameter Set Form>

5.Transport and storage

- a) Product should be store in the clean and dry enviroment, far away from acid、alkali and the other corrosive gases.
- b) Storage enviroment: Temperature -10°C~40°C , Relative Humidity : ≤80%
- c) Product have to far away from light source (silver plating part), sealed packaging to store. Mustn't exposure to air for a long time or touch with sulfides, No bare hands touching.
- d)Apply to normal transport, should be avoiding collision、violent vibration、raining and snowing onto product、flooding ect.


During connector using, do not exceed the rated current and voltage


Please confirm the environment

Q  Use carefully


Do not use when external force is applied to the connector